

Playgroup@Home

Booklet 8 - October 2021

In this booklet you will find some fun experiences to do at home

Let's go on an alphabetical journey . . .

. . . We've explored A, B, C, D, E and F, now gallop over to G

We would love to see the wonderful work you are doing at home so please share it and any feedback with us.

email photos and feedback to
tegan.johnson8@det.nsw.edu.au
janet.gordon@goulburn.nsw.gov.au


Please share with your friends and encourage them to join us at Playgroup when we are back to normal.

Also check out

- Goulburn SaCC on Facebook
- The Goulburn Regional Art Gallery's website and have a look at the Education Kits available for current and past exhibitions.

<https://goulburnregionalartgallery.com.au/education/resources>





Let's sing



Grandma's Glasses

Here are grandma's glasses

(make circles around eyes)

Here is grandma's hat

(make a triangle with 2 hands on head)

Here's how grandma folds her hands

And puts them in her lap

Here are grandpa's glasses

(make circles around eyes)



Here is grandpa's hat

(make a triangle with 2 hands on head)

Here's how grandpa folds his hands

And takes a little nap

(cheek rests on hands)



Five Green Grasshoppers

5 green grasshoppers

Sitting by the door

Along came a spider

And then there were 4

4 green grasshoppers

Hopping by a tree

Along came a farmer

And then there were 3

3 green grasshoppers

By the pond so blue

Along came a beetle

And then there were 2

2 green grasshoppers

Jumping in the sun

Along came a magpie

And then there was 1

1 green grasshopper

Wondering what to do

He jumped up on a blade of grass

And now he's on my shoe

This old Ghost

(Tune : This old man)

This old ghost, he played one

He played peek-a-boo on the run

With a Boo Boo Boo and a clap
clap snap

This old ghost is a friendly chap

This old ghost, he played two


He played peek-a-boo in a shoe

With a Boo Boo Boo and a clap
clap snap

This old ghost is a friendly chap





Let's read




Ganesha's Sweet Tooth
By Emily Haynes




Good News Bad News
By Jeff Mack



Three Grumpy Trucks
By Todd Tarpley



Gary
By Leila Rudge
Read by Pia Miranda



Gorillas in our midst
By Richard Fairgray
Read by Richard Fairgray



BorrowBox and Libby are available through Goulburn Mulwarree Library and Upper Lachlan Shire Libraries websites. You can read and listen to your stories via the app on smartphones, Apple or Android tablets, and on PCs.

Story Box Library is available to Goulburn Mulwaree Library members.

If you're not a member of these libraries, you can join online and get access to

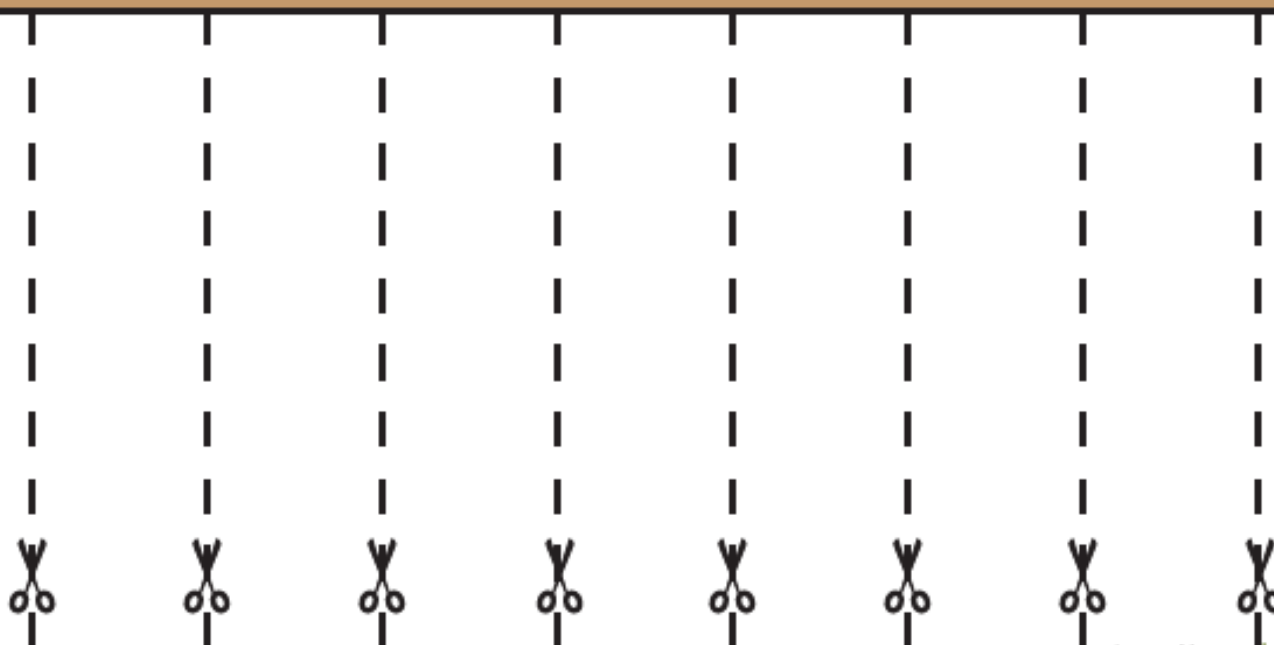



Let's cut

What's in the Grass?

Follow the directions to help the bugs hide in the grass.

- 1) First, ✂ cut along the dotted lines.
- 2) Then, fold up along the solid line to make blades of grass.
- 3) Color the blades of grass green.





Let's make Garbage Truck

You will need :


Empty cereal box

4 Yogurt pouch lids

Scissors


A straw

Glue

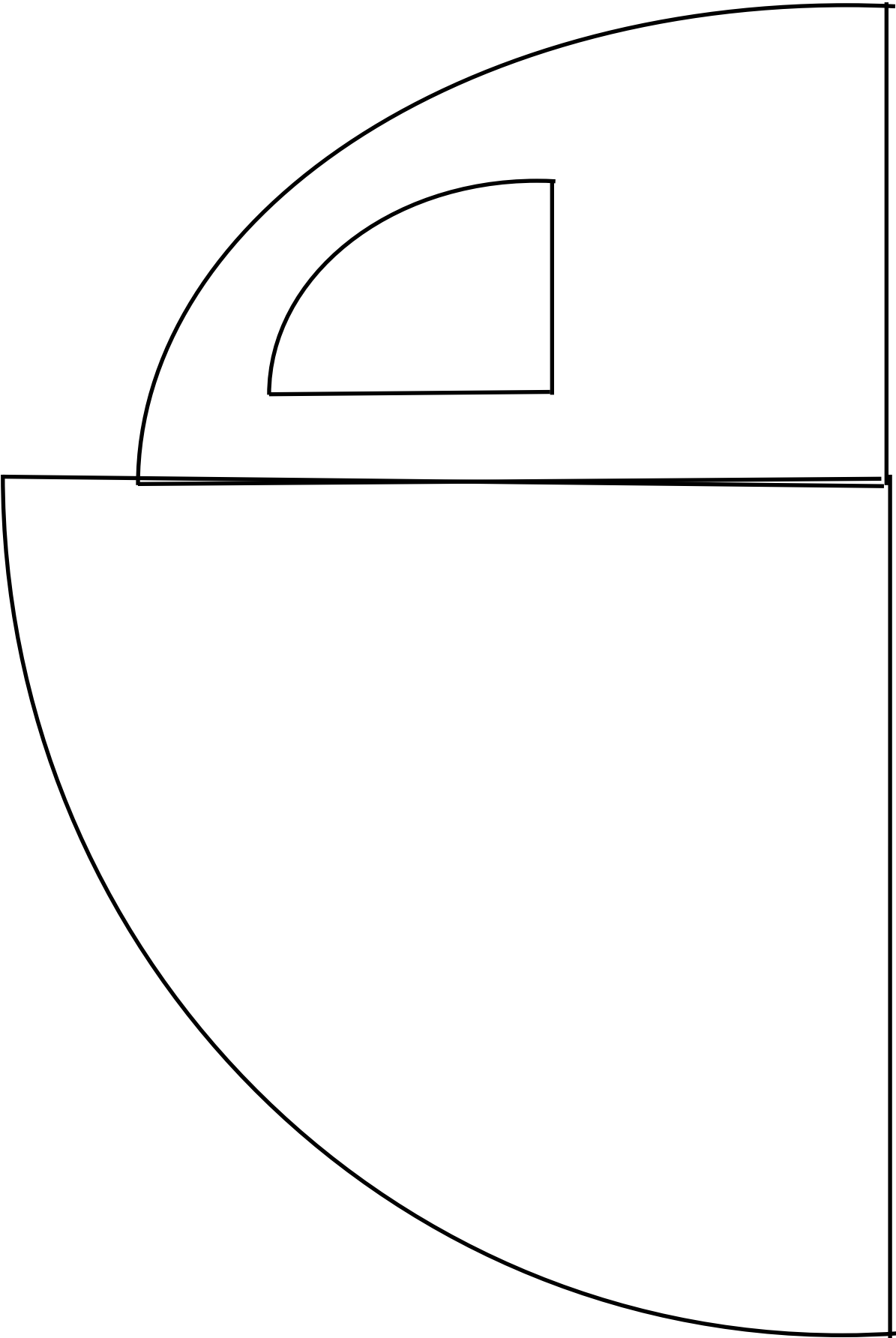



How to make a garbage truck

- Open out your cereal box and draw your garbage truck or use the template on the next page
- Colour your truck then cut out (you might need a little help with this)
- Cut the straw in half, make 4 holes for the straw on the garbage truck
- Push the straw through the holes, glue a lid to each end of the straw. You will need a lot of glue.
- Sticky tape the top of the garbage truck together. It doesn't matter if each side a different size, mine is.
- Once your wheels have dried, take your garbage truck for a drive and see what garbage you can collect.



Garbage truck
template





Let's write

How many letters can you write

G G G G G

g g g g g

Gorilla good


grass grape

G g G g G g



Let's colour


Colour in the goat and draw some yummy
green grass for him to eat





Let's trace

Can you help the ghost get home to his haunted house?





Let's draw

Draw a Gingerbread man with Green buttons

