

In this booklet you will find some fun experiences to do at home

**Let's go on an alphabetical journey . . .
. . . We've explored A,B and C, now drive over to D**

We would love to see the wonderful work you are doing at home
so please share it and any feedback with use.

email photos and feedback to
tegan.johnson8@det.nsw.edu.au
janet.gordon@goulburn.nsw.gov.au


Please share with your friends and encourage them to join us at
Playgroup when we are back to normal.

Also check out

- Goulburn SaCC on Facebook
- The Goulburn Regional Art Gallery's website and have a look
at the Education Kits available for current and past
exhibitions.

<https://goulburnregionalartgallery.com.au/education/resources>





Let's sing

Five Little Ducks

Dinosaur, Dinosaur

Dinosaur, dinosaur

Turn around

Dinosaur, dinosaur

Stomp the ground

Dinosaur, dinosaur

Show your claws



Dinosaur, dinosaur


Snap your jaws

Dinosaur, dinosaur

Turn around

Dinosaur, dinosaur

Sit back down



Oh Where has my dog gone?

Oh where, oh where has
my little dog gone?

Oh where, oh where can
he be?

With his ears short and
his tail long

Oh where, oh where is he?

Oh there he is !!



Five little ducks went out one day

Over the hill and far away

Mother Duck said

'Quack quack quack quack'

But only four little ducks came back

Four little ducks went out one day . . .

But only three little ducks came back

Three little ducks went out one day . . .

But only two little ducks came back

Two little ducks went out one day . . .

But only one little ducks came back

One little ducks went out one day . .

But no little ducks came back

Mother duck went out one day

Over the hill and far away

Mother Duck said

'Quack quack quack quack'

And all of her five little ducks came back







Let's read




BorrowBox and Libby are available through Goulburn Mulwarree Library and Upper Lachlan Shire Libraries websites. You can read and listen to your stories via the app on smartphones, Apple or Android tablets, and on PCs.




Walk the Dog
By Bob Barner




The Lemonade Hurricane
By Licia Morelli



The littlest Dinosaur's Big Adventure
By Michael Foreman



Duck
By Meg KcKinlay
Read by Michelle Nye



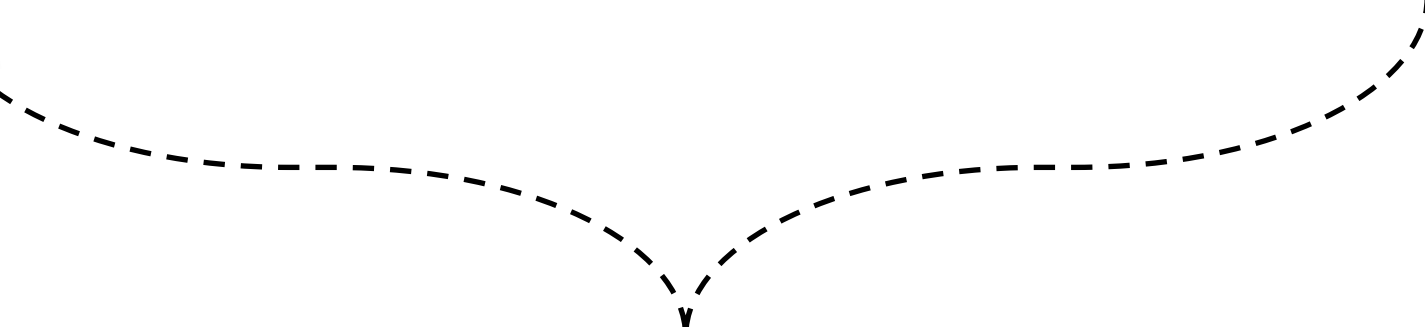
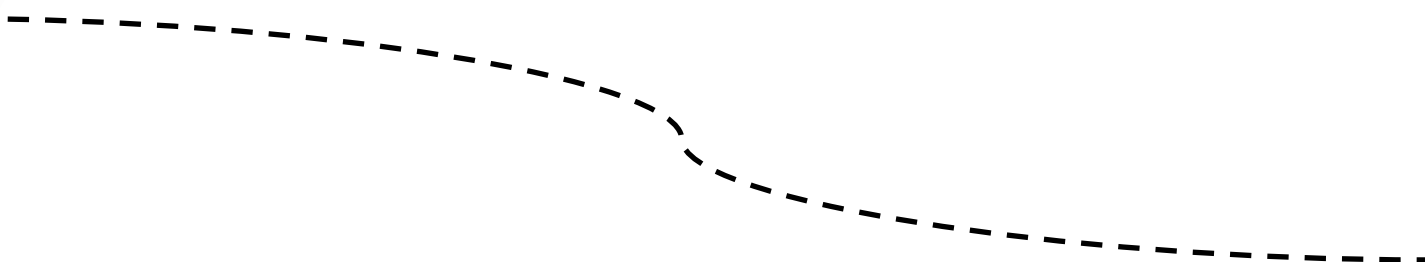
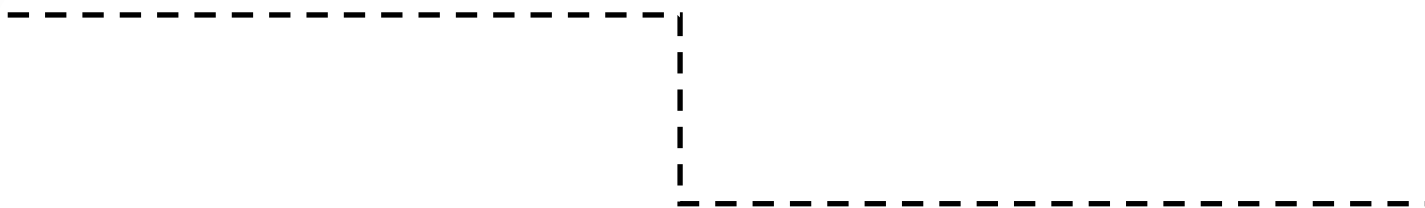
Cat and Dog
By Jonathan Bentley
Read by Arthur McBain





Let's cut

Cut along the dotted lines





Let's make A Dancing Dragon



You will need :

Coloured paper


Scissors

Glue

2 straws


How to make your dragon



- Cut paper into strips, cut  this shape on fold of paper for head, and cut 4 dragon claw shaped feet.
- Take one paper strip and glue ends together to make a ring, glue another strip through the first ring to make another and continue until your dragon paper-chain body is as long as you want.
- Draw face on dragon head, add a tongue or fire.
- Flatten one end of straw and glue to first ring and glue then head on also. Glue another straw to the last ring.
- I added some triangle pieces to make a tail.

** if you haven't got any coloured paper, just colour some plain paper the colours you want **





Let's write

How many letters can you write

D D D D D

d d d d d

Dinosaur

Dad Digger

D d D d D d




Let's colour



© 2014 Crayola LLC.

Coloring Pages


Find more coloring pages at crayola.com





Let's trace

Trace and colour the donuts





all

Let's draw

Draw a dinosaur or a duck or a daisy or your dad

