

In this booklet you will find something to sing, something to read, something to listen to, something to make, something to colour, something to look for, something to cut, something to trace and something to draw.

## Enjoy exploring . . . . . BUGS


I would love to see the wonderful work you are doing at home so please share it and any feedback with me.

*email photos and feedback to - [janet.gordon@goulburn.nsw.gov.au](mailto:janet.gordon@goulburn.nsw.gov.au)*

Please share with your friends and encourage them to join us at Playgroup when we are back to normal.

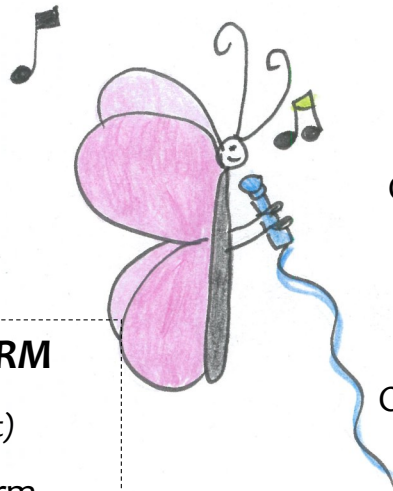
Check out Goulburn Regional Art Gallery's website and have a look at the Education Kits for current and past exhibitions, Home Series: Art Teenies and Home Series: Afternoon Art Club

<https://goulburnregionalartgallery.com.au/education/resources>



Artwork by GM "this is my house and daddy's shed and that's a tree and that's Sally"

# Something to SING



## 5 LITTLE BUTTERFLIES

Five little butterflies by the door  
One flew away, then there were four

Four little butterflies by the tree  
One flew away, then there were three

Three little butterflies up in the blue  
One flew away, then there were two

Two little butterflies out in the sun  
One flew away, then there was one

One little butterfly now all alone

She was so lonely, she flew home



## LITTLE WIGGLE WORM

(tune: I'm a little teapot)

I'm a little wiggle worm

Watch me go!

I can wiggle fast


Or very very slow

I wiggle all around

Then back I go

Down into the ground

To the home I know



## BEETLES IN THE BASIN IN THE BATHROOM

Beetles in the basin in the bathroom

Green and black and blue, ue, ue, ue

Beetles in the basin in the bathroom

I'm in the bathroom too

How embarrassing


I'm in the bathroom too

## INCY WINCY SPIDER

Incy Wincy spider climbed up the water spout  
Down came the rain and washed poor Wincy out  
Out came the sunshine and dried up all the rain  
Incy Wincy spider climbed up the spout again


# Something to READ

EBooks (available through BorrowBox)



Dinosaurs Roar, Butterflies Soar!


By Bob Barner



Anders and the volcano

By Gregory Mackay

Books




The worm who knew karate!

By Jill M. Lever

What's your favourite bug?

By Eric Carle

Eric Carle and Friends  
**What's Your Favorite Bug?**  
Joy Chou • Eric Fan • Denise Fleming • Eliza Holmes  
Tim Hoggood • Molly Idle • Beth Krommes • Scott Magoon  
Renard Pak • Maggie Stachowicz • Britta Teckentrup • Brendan Wenzel  
Tozhan White • Eugene Yelchin




Twist and hop minibeast bop

By Tony Mitton



The hugely wugely spider

By Ethan T. Berlin




.....  
Goulburn Mulwarree Library and Upper Lachlan Libraries (Crookwell and Gunning) re-open today, 1st June. There are still some restrictions that need to be followed. See Library websites for changes and opening hours.




## Something to LISTEN TO

E Audiobooks (available through BorrowBox)




The Cloth of Dreams: fairy tales for young children  
By Sally Grindley

A Treasury of Animal Stories  
By Holly Webb



## Audiobooks



A bear called Paddington - 02  
By Michael Bond

Play School 50th Anniversary Audiobook  
By Various Authors



BorrowBox is available through Goulburn Mulwarree Library and Upper Lachlan Shire Libraries. You can read and listen to your stories via an app on smartphones, Apple or Android tablets, and on PCs.

<https://www.gmlibrary.com.au/Online-Resources/BorrowBox.aspx>

<https://www.upperlachlan.nsw.gov.au/community/library/digital-collections>

If you're not a member of these libraries, you can join online and get access to BorrowBox

<https://goulburn.spydus.com/cgi-bin/spydus.exe/MSGTRN/WPAC/JOIN>





<https://upperlachlan.spydus.com/cgi-bin/spydus.exe/MSGTRN/WPAC/JOIN>

# Something to MAKE

## BEEBLE IN THE GARDEN

You will need:

- \* Green paper (for the grass)
- \* Square piece of cardboard (any colour for the background)
- \* Pencils, textas or crayons
- \* Piece of paper
- \* Scissors
- \* Glue



1) On your piece of paper draw a beetle starting with it's eyes, add head, nose and mouth, draw a body and legs, add spots and anten-nas, now colour it any bright colours you like.

2) Cut around your beetle.

3) Cut you green paper into grassy looking strips.


4) Glue your grass on to your square piece of cardboard.

5) Think about which pieces of grass your beetle would like to live near, then glue him there

\* If you have enough space, you could add more beetles or ants or a butterfly \*



Something to COLOUR





Something to LOOK FOR

Lets go on a . . . . . **Bug Hunt**

How many of these can you find ?

Give it a tick when you **see** it (you don't need to touch it 😊 )

Daddy long leg



Ant



Fly



Mosquito



Slater



Worm



Stink Bug



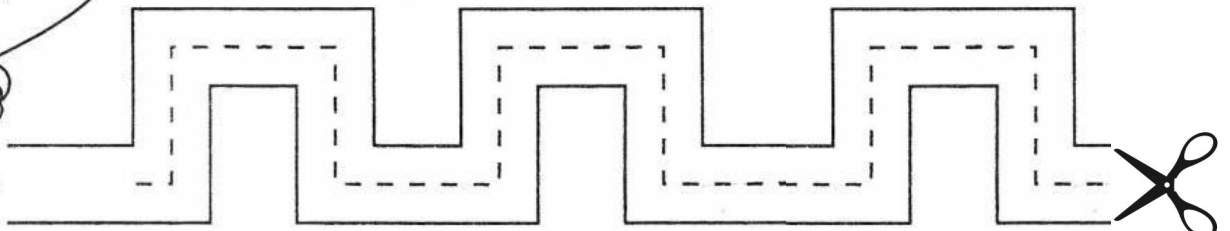

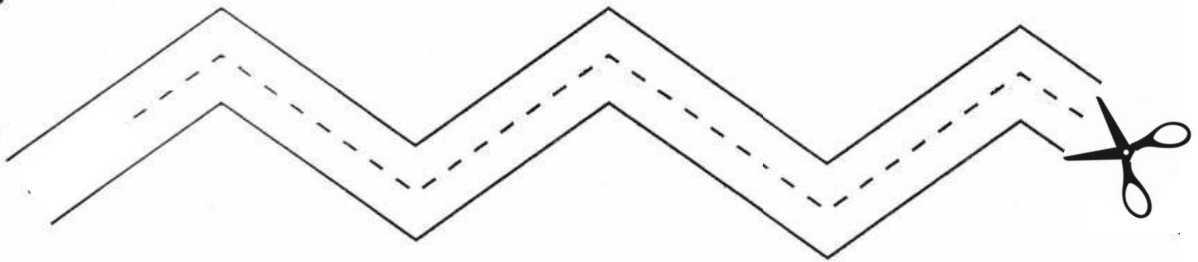


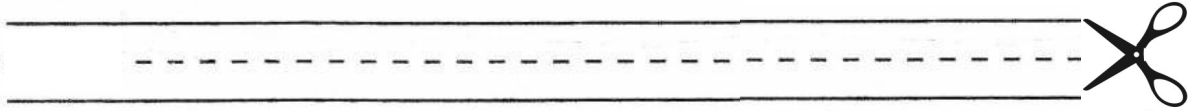

Click Beetle



Cockroach



# Something to CUT






# Something to TRACE



## Something to DRAW

Fill your jar with bugs



What bugs are you going to draw ? Caterpillar? Ant? Spider? Beetle? Butterfly?