

In this booklet you will find something to sing, something to read, something to listen to, something to make, something to colour, something to look for, something to cut, something to trace and something to draw.

Enjoy exploring RECONCILIATION WEEK

I would love to see the wonderful work you are doing at home so please share it and any feedback with me.

email photos and feedback to - janet.gordon@goulburn.nsw.gov.au

Please share with your friends and encourage them to join us at Playgroup when we are back to normal.

Check out Goulburn Regional Art Gallery's website and have a look at the Education Kits for current and past exhibitions, Home Series: Art Teenies and Home Series: Afternoon Art Club

<https://goulburnregionalartgallery.com.au/education/resources>



Artwork by Bobby G

Reconciliation Week



National Reconciliation Week

What is National Reconciliation Week?

National Reconciliation Week is celebrated each year from 27th May to 3rd June. It is a time to celebrate and build on positive and respectful relationships and connections between Australians and Aboriginal and Torres Strait Islander people.

Significance of 27th May and 3rd June

27th May: This marks the 1967 referendum when more than 90% of Australians voted 'yes' to count Aboriginal and Torres Strait Islander people into the census. It gave the Australian government the power to make laws for these people.

3rd June: This marks the 1992 'native title' Mabo decision. It recognised that the Aboriginal and Torres Strait Islander people had rights over their land and that the British did not take them over during Colonisation.

What is the importance of National Reconciliation Week?

Reconciliation involves building positive, respectful relationships between all Australians and the Aboriginal and Torres Strait Islander people. It helps to create a positive change and to help Australians learn about their shared histories, cultures and achievements.

Aboriginals and Torres Strait Islanders have faced many challenges and inequality over the years. These things have prevented them from reaching their potential. Being able to reconcile with them will lead to respect and better relationships and partnerships.



Something to SING

D-I-N-G-O

In Australia lives a dog

And Dingo is his name-o

D-I-N-G-O

D-I-N-G-O

D-I-N-G-O

And Dingo is his name-o

His fur is gold and yellow

And Dingo is his name-o

(clap, clap, clap, clap) O

(clap, clap, clap, clap) O

(clap, clap, clap, clap) O

And Dingo is his name-o

He does not bark but he can howl

And Dingo is his name-o

(clap) I-N-G-O

(clap) I-N-G-O

(clap) I-N-G-O

And Dingo is his name-o

He hides food in the ground

And Dingo is his name-o

(clap, clap, clap, clap, clap)

(clap, clap, clap, clap, clap)

(clap, clap, clap, clap, clap)

And Dingo is his name-o

D-I-N-G-O !

His ears stand up all the time

And Dingo is his name-o

(clap, clap) N-G-O

(clap, clap) N-G-O

(clap, clap) N-G-O

And Dingo is his name-o

This dog has a bushy tail

And Dingo is his name-o

(clap, clap, clap) G-O

(clap, clap, clap) G-O


(clap, clap, clap) G-O

And Dingo is his name-o




Something to READ

EBooks (available through BorrowBox)



Brindabella


By Ursula Dubosarsky



Elmo says Achoo!

By Sarah Albee

Books (available through Click and Collect BOOKing & Click, Call and Collect)





How the kangaroos got their tails

By George Lirrimyarri Mung Mung

You and me Murrawee

By Kerri Hashmi



Kick with my left foot

By Paul Seden

.....
Goulburn Mulwarree Library is offering a click and collect BOOKing service while the library is closed. Reserve items through the GML website (<https://goulburn.spydus.com>), receive a text message when the item is ready to be picked up from the library.

Upper Lachlan Libraries are offering a Click, Call and Collect service while the library is closed. Reserve items through the UPL website (<https://upperlachlan.spydus.com>), or call library staff at Crookwell on 48321048, Gunning on 48451231, receive a call when the items are ready to collect.

See library websites for more information.

Something to LISTEN TO

EAudiobooks (available through BorrowBox)




Moana

By Disney Press

The Daddy Goose Collection

By Vivian French



Audiobooks (available through Click and Collect BOOKing & Click, Call and Collect)




Shaun the Sheep. The farmer's llamas

By Martin (Martin J.) Howard

Harry and the dinosaurs. The flying save

By Ian Whybrow



BorrowBox is available through Goulburn Mulwarree Library and Upper Lachlan Shire Libraries. You can read and listen to your stories via an app on smartphones, Apple or Android tablets, and on PCs.

<https://www.gmlibrary.com.au/Online-Resources/BorrowBox.aspx>

<https://www.upperlachlan.nsw.gov.au/community/library/digital-collections>

If you're not a member of these libraries, you can join online and get access to BorrowBox

<https://goulburn.spydus.com/cgi-bin/spydus.exe/MSGTRN/WPAC/JOIN>

<https://upperlachlan.spydus.com/cgi-bin/spydus.exe/MSGTRN/WPAC/JOIN>

Something to MAKE

SEA OF HANDS

The first Sea of Hands was held on 12th October 1997, in front of Parliament House, Canberra. At the time it was then the largest public art installation in Australia.

It was created as a powerful, physical representation of the Citizen's Statement on Native Title - a petition circulated by ANTaR to mobilise non-Indigenous support for native title and reconciliation.

The Sea of Hands has since become a symbol of the People's Movement for Reconciliation. Today, the hands symbolise community support for Reconciliation, Rights and Respect.

Planting a sea of hands is an act of recognition - of identities, cultures and history.



You will need:

- * Cardboard
- * Pencils, textas or crayons
- * Scissors
- * A stick
- * Sticky tape

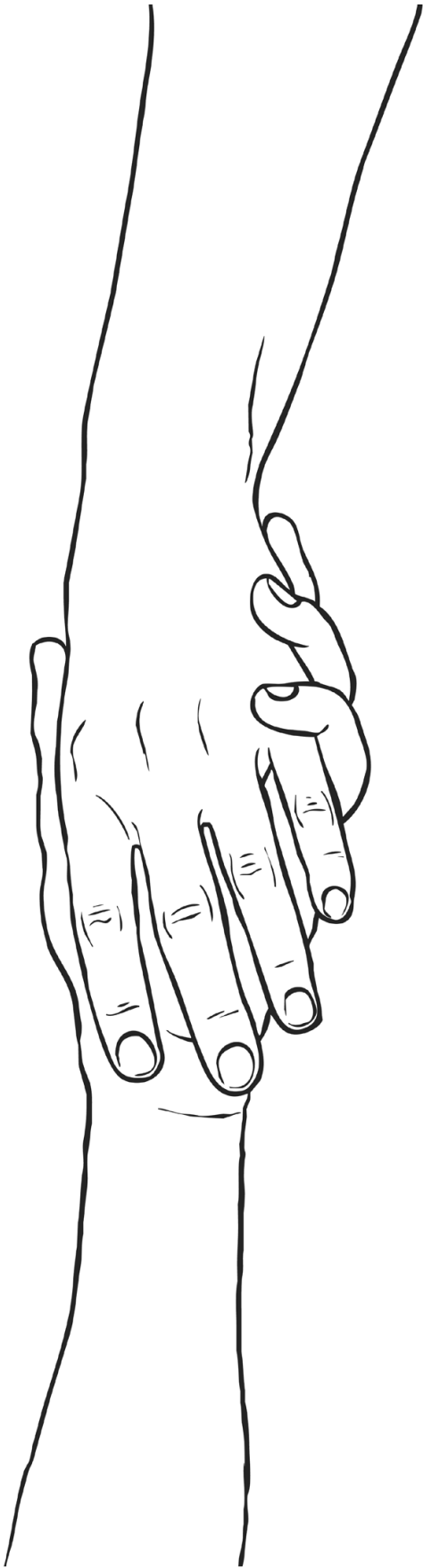


- 1) Trace around your hand
- 2) Cut out the traced hand
- 3) Write a message or decorate your cardboard hand
- 4) Sticky tape a stick to the back of the decorated cardboard hand
- 5) Display your decorated hand in your front garden




* You could trace and decorated all your families hands*





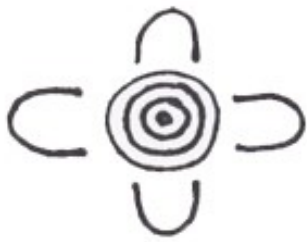
Reconciliation



Lets go on a Symbol Hunt

How many of these can you find ?

Give it a tick when you see it



People Sitting



Person



Bush Tucker



Animal Tracks



Rain



Woman



Man



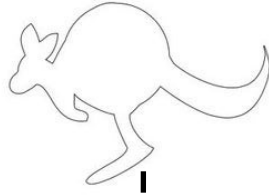
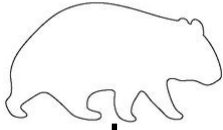
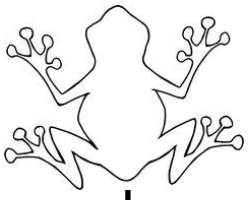


Digging Sticks




Waterholes & Running Water

Something to CUT



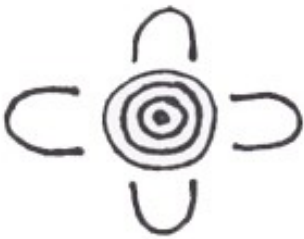
Something to TRACE



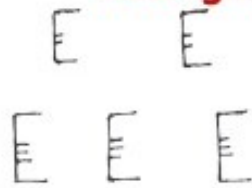
Something to DRAW

Use some of these Aboriginal Symbols to draw a story

Aboriginal Symbols



People Sitting



Animal Tracks



Sandhill



Rain



Honey Ants



Spears



Woomera




Shield



Emu



Bush Tucker



Waterholes & Running Water



Boomerang



Kangaroo Tracks



Tracks/
Waterholes



Meeting Place



Campsite/
Waterhole



Hunting
Boomerang



Coolamon



Digging
Sticks




Woman



Man



Person



Witchetty Grub



Goanna

Something to DRAW

Draw a story using the Aboriginal Symbols

