

In this booklet you will find something to sing, something to read, something to listen to, something to make, something to colour, something to look for, something to cut, something to trace and something to draw.

**Enjoy exploring . . . . . FAMILY**

I would love to see the wonderful work you are doing at home so please share it and any feedback with me.

*email photos and feedback to - [janet.gordon@goulburn.nsw.gov.au](mailto:janet.gordon@goulburn.nsw.gov.au)*

Please share with your friends and encourage them to join us at Playgroup when we are back to normal.

Also check out the Goulburn Regional Art Gallery's website and have a look at the Education Kits available for current and past exhibitions.

<https://goulburnregionalartgallery.com.au/education/resources>



# Something to SING


## **BABY SHARK**

Baby shark do-do-do-do-do

Baby shark do-do-do-do-do

Baby shark do-do-do-do-do

Baby shark!



Mummy shark do-do-do-do-do ...

Daddy shark do-do-do-do-do ...

Grandma shark do-do-do-do-do ...

Grandpa shark do-do-do-do-do ...

People swimming do-do-do-do-do ...

Saw a shark do-do-do-do-do ...

Swimming faster do-do-do-do-do ...

Shark attack do-do-do-do-do ...

Swim away do-do-do-do-do ...

Safe at last ! do-do-do-do-do ...

## **GRANDMA'S GLASSES**

These are grandma's glasses

*(Makes glasses over eyes with fingers)*

This is grandma's hat

*(place hands on top of head)*

And this is the way she folds her  
hands

*(clasp hands together)*

And lays them in her lap

*(place hands in lap)*

These are grandpa's glasses

*(make bigger glasses over eyes with fingers)*

This is grandpa's hat

*(place hands over head to form a large hat)*

And this is the way her folds his  
arms

*(cross arms)*

And takes a little nap

*(place head on arms as if sleeping)*

## **SOME FAMILIES**

Some families are large

*(spread arms out wide)*

Some families are small


*(bring arms close together)*

But I love my family best of all!

*(cross arms over chest)*


## Something to READ

EBooks (available through BorrowBox)



The Berenstain Bears' New baby


By Stan Berenstain



Franklin Says I Love you

By Paulette Bourgeois

Books (available through Click and Collect BOOKing)



My Mummy

By Paula Metcalf



Penguin Problems

By Jory John

.....  
Goulburn Mulwarree Library is offering a click and collect BOOKing service while the library is closed. Reserve items through the GML website (<https://goulburn.spydus.com>), receive a text message when the item is ready to be picked up from the library.

Please Note:


**This service is for Goulburn owned items only (not items located at Gunning or Crookwell libraries) and can only be picked up from Goulburn Mulwarree Library.**

See website for more information.



## Something to LISTEN TO

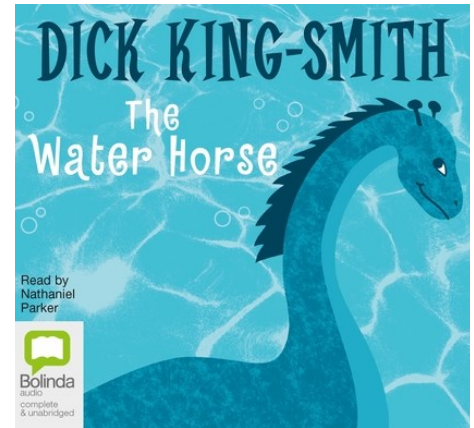
EAudiobooks (available through BorrowBox)




The Good Dinosaur

By Disney Press

The Water Horse  
By Dick King-Smith



Audiobooks (available through Click and Collect BOOKing)



The Abominables

By Eva Ibbotson

The Julia Donaldson Collection  
By Julia Donaldson



BorrowBox is available through Goulburn Mulwarree Library and Upper Lachlan Shire Libraries. You can read and listen to your stories via an app on smartphones, Apple or Android tablets, and on PCs.

<https://www.gmlibrary.com.au/Online-Resources/BorrowBox.aspx>

<https://www.upperlachlan.nsw.gov.au/community/library/digital-collections>

If you're not a member of these libraries, you can join online and get access to BorrowBox

<https://goulburn.spydus.com/cgi-bin/spydus.exe/MSGTRN/WPAC/JOIN>

<https://upperlachlan.spydus.com/cgi-bin/spydus.exe/MSGTRN/WPAC/JOIN>

# Something to MAKE


## A HUG

We are going to make a special hug that you can give to your mum, grandma, or a special girl in your life.



You will need:

- \* Paper or cardboard
- \* Scissors
- \* Pencil
- \* Glue or sticky tape
- \* Your hands



- 1) Trace around your hands
- 2) Cut out hand prints and a strip of paper
- 3) Glue a hand to each end of the strip of paper
- 4) Write a message on the paper between the hands. I wrote 'Here is a HUG just for you from me xxxxxx'
- 5) Fold the strip of paper until the hands meet
- 6) Decorate your hands - draw pictures, use stickers
- 7) Give or post your HUG to your special someone




Hint - It's Mothers Day soon





# Something to COLOUR




Something to LOOK FOR

Lets go on a . . . . .

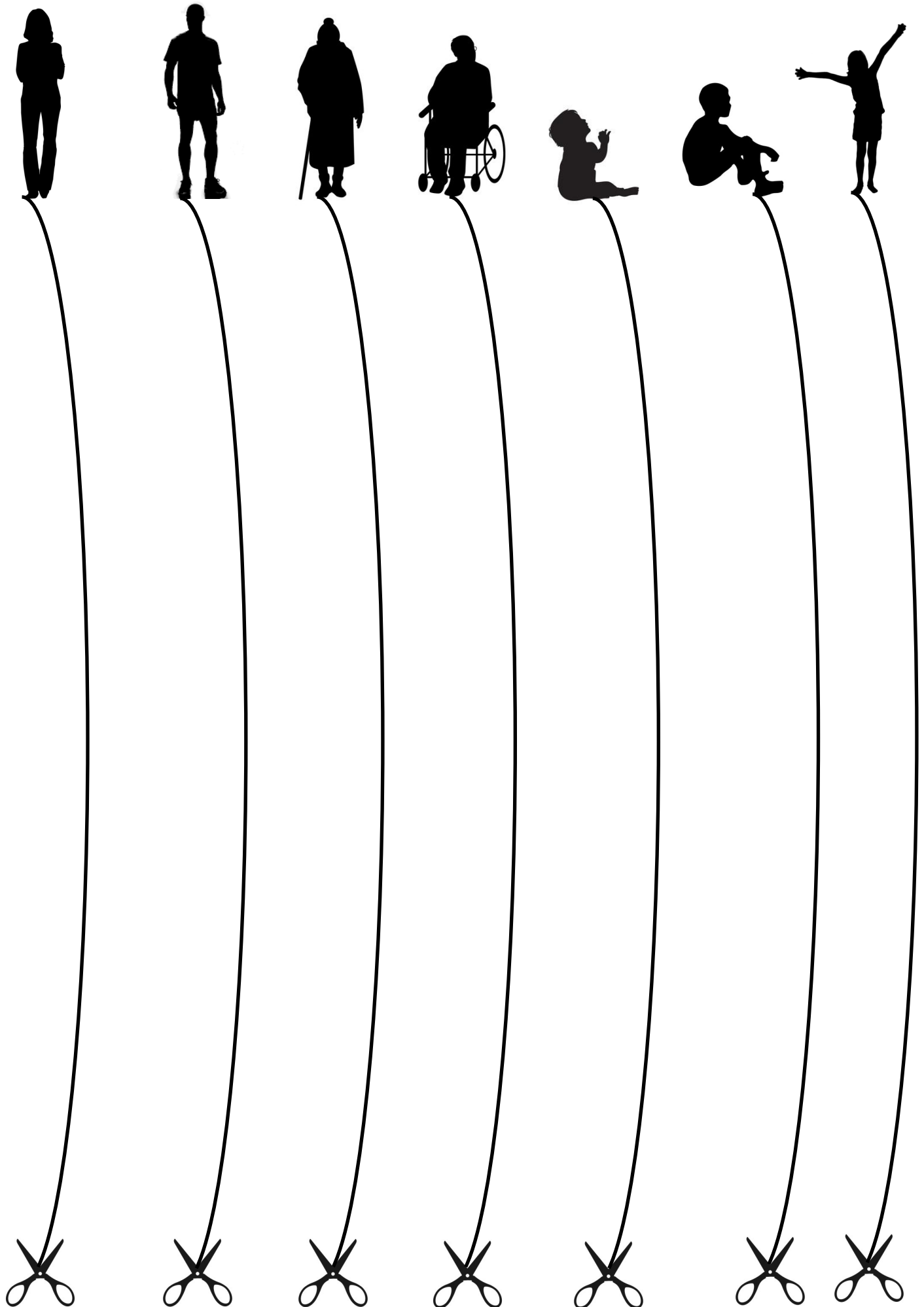
# Mum Hunt

How many things can you find that mum might like ?

Give it a tick when you see it


☐☐☐☐☐☐☐☐☐

## Something to CUT

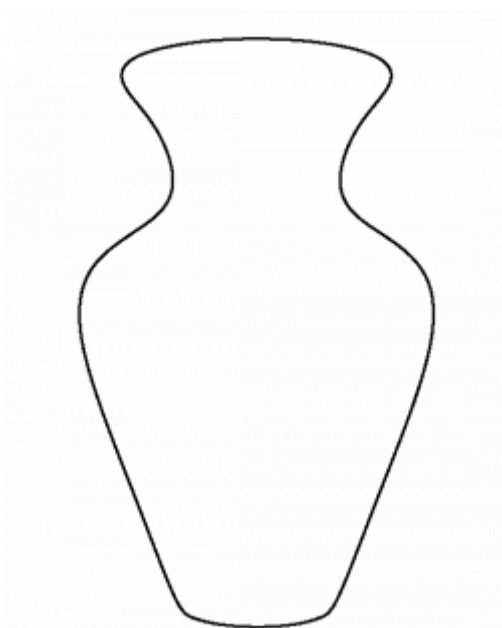




Something to TRACE



## Something to DRAW



What do you put in a vase? Draw what you would put in a vase